

Scaled data based on original data using
LM-79-08 Approved Method: Electrical and Photometric Measurements of Solid-
State Lighting Products

Test Report Prepared for
Cooper Lighting Solutions
(formerly Eaton)

Brand: INVUE

Report Number: P160048

Luminaire Tested: **ENT-F01-LED-E1-SLL-7030-ULG**

Issue Date: 03/03/2020

Test Information

Test Method: LM-79-08
Report Number: P160048
REPORT IS FROM IESNA LM-79-08 TEST DATA - UPLIGHT (P20107) AND SCALED
Test Lab: INNOVATION CENTER-P3
Issue Date: 03/03/2020
Manufacturer: COOPER LIGHTING SOLUTIONS (FORMERLY EATON)
Product Line: INVUE
Catalog Number: ENT-F01-LED-E1-SLL-7030-ULG
Description: ENTRI LED LUMINAIRE WITH UPLIGHT
(1) LIGHTBARS WITH AccuLED OPTICS - 90° SPILL LIGHT ELIMINATOR LEFT
Light Source: (7) 3000K CCT, 70 CRI LEDs
Ballast/Driver: -

Summary

Lumens per Lamp: N/A
Luminaire Lumens: 2151.2 lumens
Efficiency: N/A
Efficacy: 63.5 lumens/watt
Luminous Opening: Rectangular (W 0.17' x L: 1' x H: 0')
IES Classification: Type IV - Short - Non-Cutoff
BUG Rating: B1 - U3 - G1

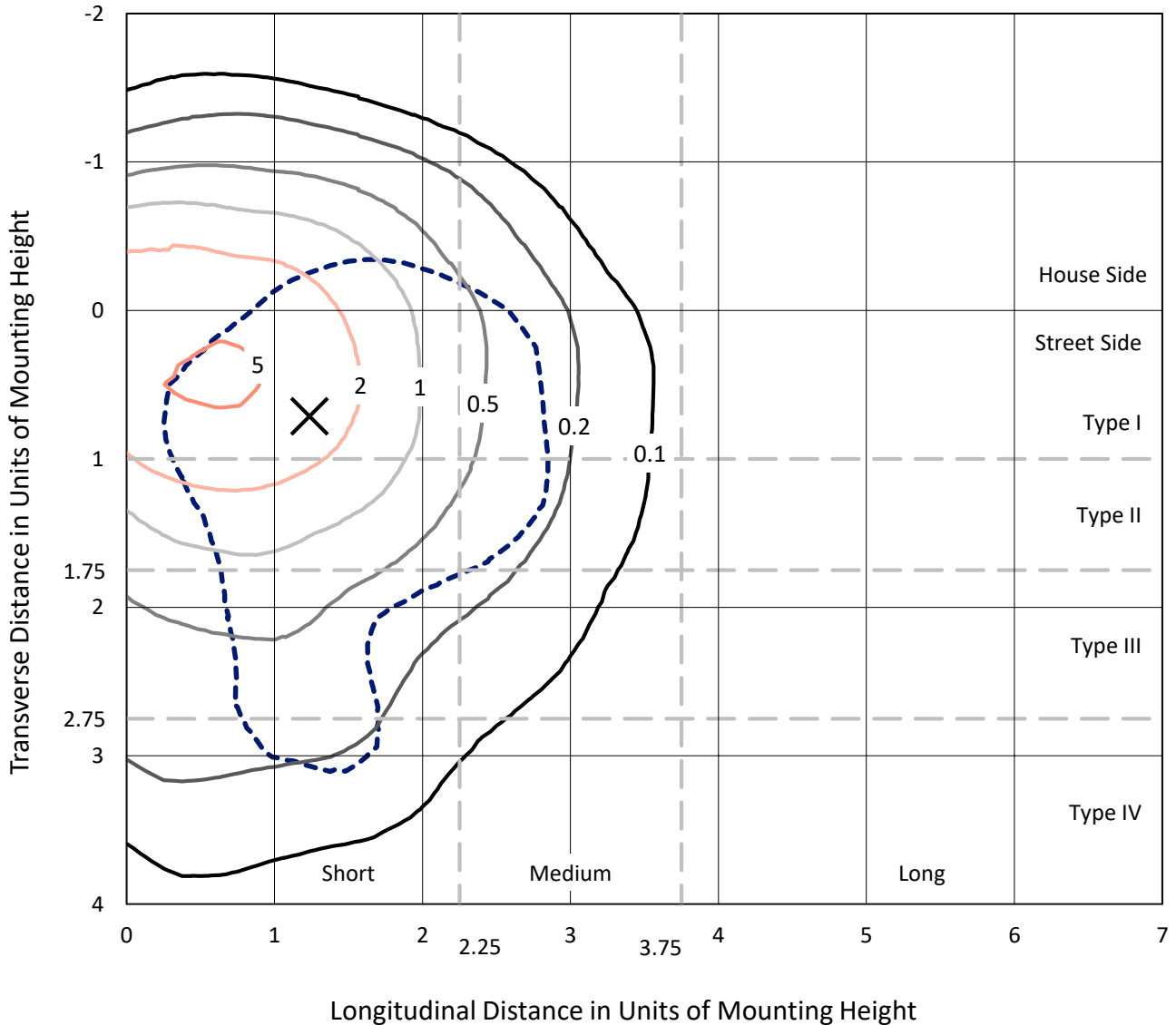
Input Watts (W): 33.9
Input Voltage (V): NR
Input Current (Ain): NR
Voltage Rise (V): NR
Power Factor: NR
Total Harmonic Distortion (THDi): NR
Frequency (hertz): 60
Stabilization Time: NR
Operation Time: NR
Ambient Temperature (°C): NR
Test Distance: 25 FT



REPORT NUMBER: P160048
 CATALOG NUMBER: ENT-F01-LED-E1-SLL-7030-ULG

Iso-Footcandle Lines of Horizontal Illumination

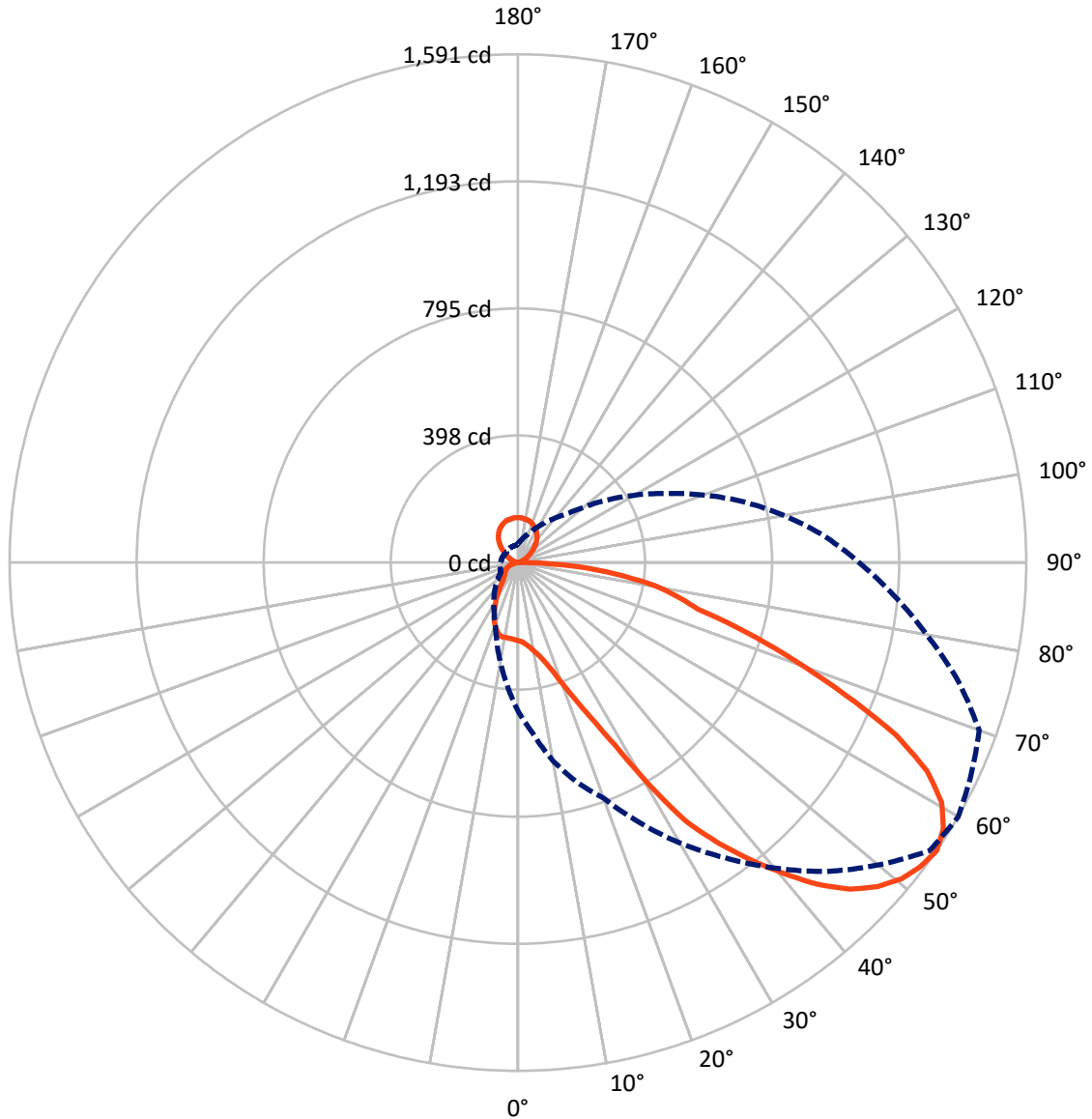
✕ Max cd
 - - - 1/2 Max cd



Based on 10 foot mounting height. Maximum calculated value = 5.9 fc
 Type IV - Short - Non-Cutoff

REPORT NUMBER: P160048
CATALOG NUMBER: ENT-F01-LED-E1-SLL-7030-ULG

Luminous Intensity Polar Plot



— Vertical Plane Through 60-Deg Lateral - - - Horizontal Cone Through 55-Deg Vertical

REPORT NUMBER: P160048

CATALOG NUMBER: ENT-F01-LED-E1-SLL-7030-ULG

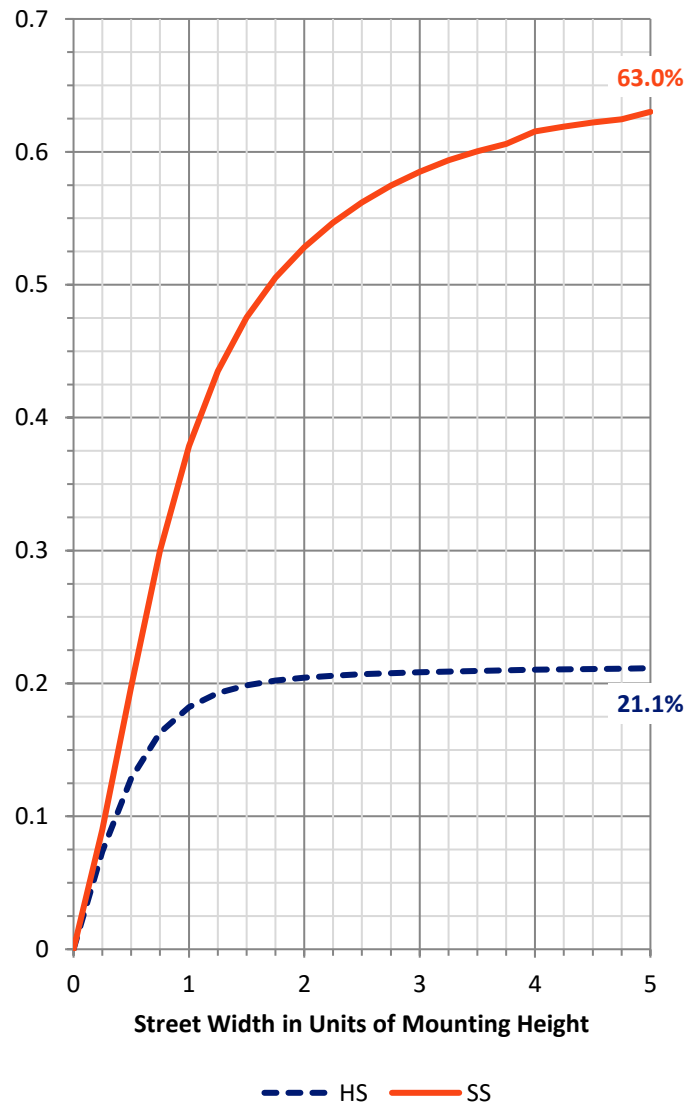
FLUX DISTRIBUTION:

		Downward	Upward	Total
House Side	Lumens	458.8	157.7	616.6
	% Fixture	21.3	7.3	28.7
Street Side	Lumens	1376.9	157.7	1534.6
	% Fixture	64.0	7.3	71.3
Total	Lumens	1835.7	315.5	2151.2
	% Fixture	85.3	14.7	100.0

Coefficient of Utilization

ZONAL LUMENS:

Zone	Lumens	% Fixture
0°-10°	24.1	1.1
10°-20°	79.2	3.7
20°-30°	153.7	7.1
30°-40°	241.6	11.2
40°-50°	322.9	15.0
50°-60°	378.9	17.6
60°-70°	359.5	16.7
70°-80°	217.0	10.1
80°-90°	58.8	2.7
90°-100°	1.3	0.1
100°-110°	12.3	0.6
110°-120°	25.2	1.2
120°-130°	43.0	2.0
130°-140°	60.0	2.8
140°-150°	65.4	3.0
150°-160°	56.9	2.6
160°-170°	38.2	1.8
170°-180°	13.3	0.6
0°-90°	1835.7	85.3
0°-180°	2151.2	100.0



REPORT NUMBER: P160048

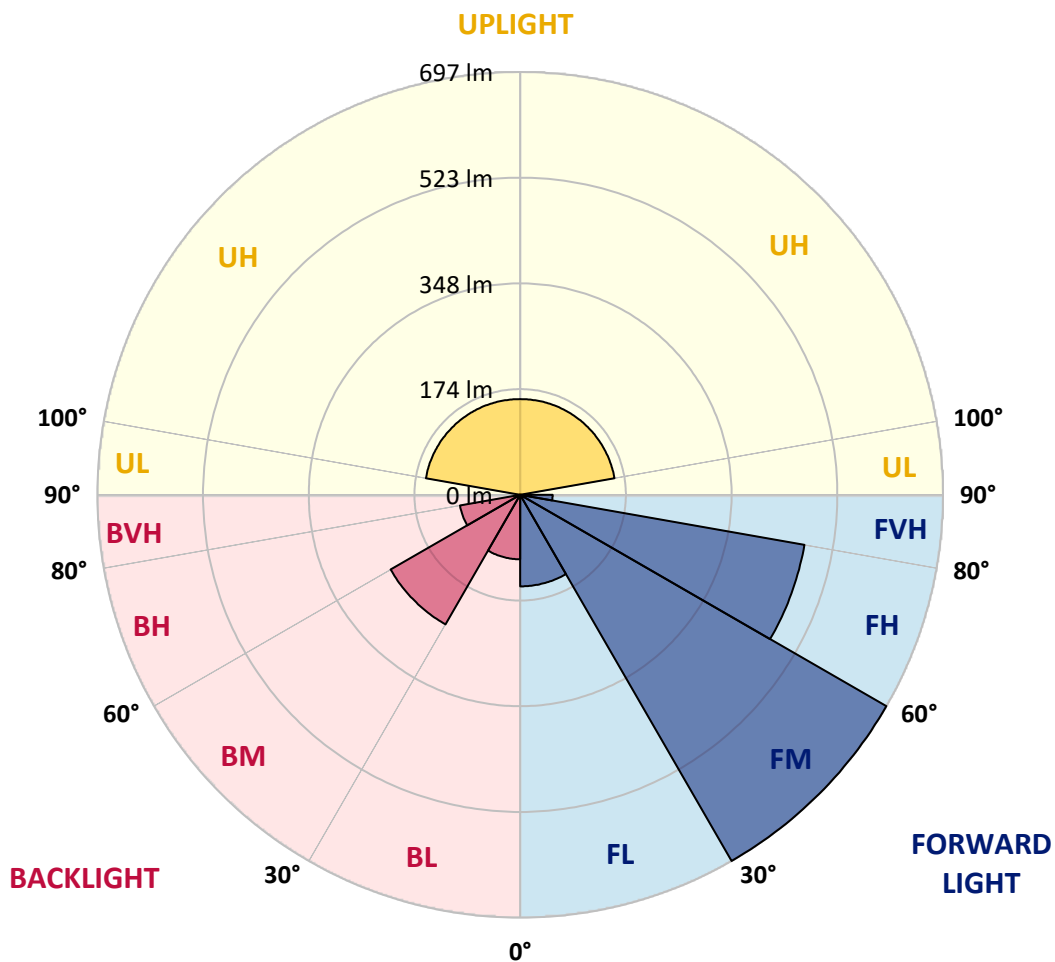
CATALOG NUMBER: ENT-F01-LED-E1-SLL-7030-ULG

LUMINAIRE CLASSIFICATION SYSTEM LUMEN TABLE AND BUG RATING:

Zone		Lumens	% Fixture	Zone Rating/Lumen Limit		
				B	U	G
FL	(0°-30°)	150.9	7.0			
FM	(30°-60°)	696.9	32.4			
FH	(60°-80°)	475.7	22.1			G0/660
FVH	(80°-90°)	53.5	2.5			G1/100
BL	(0°-30°)	106.2	4.9	B0/110		
BM	(30°-60°)	246.6	11.5	B1/1000		
BH	(60°-80°)	100.7	4.7	B0/110		G0/110
BVH	(80°-90°)	5.3	0.2			G0/10
UL	(90°-100°)	1.3	0.1		U1/10	
UH	(100°-180°)	157.7	7.3		U3/500	

BUG Rating: B1-U3-G1

Type IV Short





REPORT NUMBER: P160048

CATALOG NUMBER: ENT-F01-LED-E1-SLL-7030-ULG

CANDELA DISTRIBUTION (FULL):

	0°	5°	10°	15°	20°	25°	30°	35°	40°	45°	50°
0°	244.7	244.7	244.7	244.7	244.7	244.7	244.7	244.7	244.7	244.7	244.7
2.5°	249.9	249.6	249.9	249.6	249.6	249.6	249.9	249.6	248.4	248.4	248.8
5°	256.0	256.0	256.0	256.4	256.4	256.7	257.5	256.7	256.4	258.2	256.7
7.5°	263.1	263.1	264.3	264.7	265.8	265.8	267.3	266.9	268.4	269.6	268.4
10°	274.1	272.9	275.6	275.6	278.6	279.0	280.5	280.9	283.5	285.8	283.9
12.5°	289.9	290.7	295.2	295.9	299.7	299.7	299.7	301.2	303.1	304.6	302.7
15°	318.2	319.7	325.7	326.1	332.5	329.9	332.9	333.3	332.9	334.0	331.4
17.5°	354.8	358.9	367.6	369.5	372.5	377.8	377.8	377.0	378.9	380.0	372.8
20°	399.6	406.8	416.6	420.4	428.6	437.7	437.3	435.8	436.2	433.2	425.3
22.5°	450.1	466.3	482.6	488.6	494.6	505.9	513.1	510.8	512.7	505.9	498.8
25°	507.8	534.2	558.7	567.8	589.6	609.6	612.6	611.1	602.8	596.4	589.2
27.5°	543.3	577.9	611.5	634.5	671.8	703.9	710.3	720.8	723.5	728.7	711.4
30°	550.8	594.1	636.0	671.1	715.9	754.0	796.2	827.5	848.6	865.2	853.9
32.5°	556.1	605.1	651.5	695.6	732.5	787.9	841.1	887.5	949.3	971.9	993.4
35°	557.6	613.8	666.2	715.9	763.8	818.8	875.8	926.7	1010.4	1077.5	1123.5
37.5°	555.3	620.2	681.6	742.3	799.2	859.9	919.9	969.6	1051.1	1137.8	1199.6
40°	546.3	617.9	688.0	756.3	825.2	900.3	968.9	1022.8	1098.9	1201.5	1283.7
42.5°	534.6	608.5	685.8	760.8	838.4	926.7	1009.6	1075.2	1159.3	1262.9	1356.4
45°	519.9	596.8	676.7	755.9	839.6	937.6	1032.2	1116.3	1205.6	1321.0	1411.1
47.5°	501.8	580.2	664.6	744.9	832.0	938.0	1042.8	1138.9	1236.9	1361.0	1458.2
50°	484.8	562.9	651.1	730.2	817.7	928.5	1041.6	1149.1	1256.2	1384.3	1486.5
52.5°	471.6	548.2	639.4	718.6	801.1	913.1	1030.3	1144.2	1259.2	1387.3	1491.8
55°	463.3	536.1	629.6	710.6	784.5	896.5	1013.0	1127.2	1247.9	1367.4	1472.2
57.5°	464.5	533.8	623.9	709.1	772.5	882.2	993.4	1103.1	1212.8	1326.7	1434.8
60°	476.1	538.7	620.9	698.6	780.0	883.7	984.7	1076.3	1164.2	1269.0	1370.0
62.5°	505.6	559.5	625.8	705.7	795.5	898.0	979.1	1034.9	1087.3	1192.1	1295.0
65°	561.3	608.1	661.3	731.4	819.2	918.0	956.1	967.4	1000.9	1100.8	1203.0
67.5°	616.0	671.4	701.6	746.5	828.6	923.6	928.5	879.9	879.2	976.4	1050.3
70°	668.8	749.1	761.2	786.0	842.2	917.6	899.9	806.0	763.4	776.6	819.6
72.5°	634.1	754.4	763.0	770.6	804.1	874.3	853.9	727.2	631.8	614.9	663.5
75°	484.1	636.7	657.1	643.9	662.4	715.9	712.1	613.0	580.6	591.9	610.7
77.5°	348.3	490.8	535.0	492.0	487.1	521.8	512.0	520.3	581.7	598.3	593.8
80°	202.1	311.8	374.7	333.6	318.9	340.8	379.3	437.3	504.4	540.2	547.0
82.5°	126.3	184.0	250.3	234.5	214.5	253.0	312.5	353.2	386.4	419.2	421.1
85°	54.7	78.8	122.1	128.2	158.7	193.0	240.5	252.2	288.4	313.7	291.8
87.5°	1.9	1.9	29.4	43.7	77.7	139.5	188.9	168.9	171.2	150.0	139.9
90°	0.1	0.1	0.1	0.1	0.1	0.1	0.1	0.1	0.1	0.1	0.1
92.5°	0.1	0.1	0.1	0.1	0.1	0.1	0.1	0.1	0.1	0.1	0.1
95°	0.5	0.5	0.5	0.5	0.5	0.5	0.5	0.5	0.5	0.5	0.5
97.5°	1.5	1.5	1.5	1.5	1.5	1.5	1.5	1.5	1.5	1.5	1.5
100°	5.0	5.0	5.0	5.0	5.0	5.0	5.0	5.0	5.0	5.0	5.0
102.5°	8.8	8.8	8.8	8.8	8.8	8.8	8.8	8.8	8.8	8.8	8.8
105°	11.8	11.8	11.8	11.8	11.8	11.8	11.8	11.8	11.8	11.8	11.8
107.5°	14.7	14.7	14.7	14.7	14.7	14.7	14.7	14.7	14.7	14.7	14.7
110°	17.8	17.8	17.8	17.8	17.8	17.8	17.8	17.8	17.8	17.8	17.8



REPORT NUMBER: P160048

CATALOG NUMBER: ENT-F01-LED-E1-SLL-7030-ULG

CANDELA DISTRIBUTION (continued):

	0°	5°	10°	15°	20°	25°	30°	35°	40°	45°	50°
112.5°	21.2	21.2	21.2	21.2	21.2	21.2	21.2	21.2	21.2	21.2	21.2
115°	25.0	25.0	25.0	25.0	25.0	25.0	25.0	25.0	25.0	25.0	25.0
117.5°	29.5	29.5	29.5	29.5	29.5	29.5	29.5	29.5	29.5	29.5	29.5
120°	34.8	34.8	34.8	34.8	34.8	34.8	34.8	34.8	34.8	34.8	34.8
122.5°	40.9	40.9	40.9	40.9	40.9	40.9	40.9	40.9	40.9	40.9	40.9
125°	47.8	47.8	47.8	47.8	47.8	47.8	47.8	47.8	47.8	47.8	47.8
127.5°	55.3	55.3	55.3	55.3	55.3	55.3	55.3	55.3	55.3	55.3	55.3
130°	63.0	63.0	63.0	63.0	63.0	63.0	63.0	63.0	63.0	63.0	63.0
132.5°	70.5	70.5	70.5	70.5	70.5	70.5	70.5	70.5	70.5	70.5	70.5
135°	77.9	77.9	77.9	77.9	77.9	77.9	77.9	77.9	77.9	77.9	77.9
137.5°	85.3	85.3	85.3	85.3	85.3	85.3	85.3	85.3	85.3	85.3	85.3
140°	92.5	92.5	92.5	92.5	92.5	92.5	92.5	92.5	92.5	92.5	92.5
142.5°	99.2	99.2	99.2	99.2	99.2	99.2	99.2	99.2	99.2	99.2	99.2
145°	104.9	104.9	104.9	104.9	104.9	104.9	104.9	104.9	104.9	104.9	104.9
147.5°	110.1	110.1	110.1	110.1	110.1	110.1	110.1	110.1	110.1	110.1	110.1
150°	115.1	115.1	115.1	115.1	115.1	115.1	115.1	115.1	115.1	115.1	115.1
152.5°	119.7	119.7	119.7	119.7	119.7	119.7	119.7	119.7	119.7	119.7	119.7
155°	123.7	123.7	123.7	123.7	123.7	123.7	123.7	123.7	123.7	123.7	123.7
157.5°	127.0	127.0	127.0	127.0	127.0	127.0	127.0	127.0	127.0	127.0	127.0
160°	130.3	130.3	130.3	130.3	130.3	130.3	130.3	130.3	130.3	130.3	130.3
162.5°	133.5	133.5	133.5	133.5	133.5	133.5	133.5	133.5	133.5	133.5	133.5
165°	136.0	136.0	136.0	136.0	136.0	136.0	136.0	136.0	136.0	136.0	136.0
167.5°	137.1	137.1	137.1	137.1	137.1	137.1	137.1	137.1	137.1	137.1	137.1
170°	137.4	137.4	137.4	137.4	137.4	137.4	137.4	137.4	137.4	137.4	137.4
172.5°	138.6	138.6	138.6	138.6	138.6	138.6	138.6	138.6	138.6	138.6	138.6
175°	140.5	140.5	140.5	140.5	140.5	140.5	140.5	140.5	140.5	140.5	140.5
177.5°	141.1	141.1	141.1	141.1	141.1	141.1	141.1	141.1	141.1	141.1	141.1
180°	140.8	140.8	140.8	140.8	140.8	140.8	140.8	140.8	140.8	140.8	140.8



REPORT NUMBER: P160048

CATALOG NUMBER: ENT-F01-LED-E1-SLL-7030-ULG

CANDELA DISTRIBUTION (continued):

	55°	60°	65°	70°	75°	80°	85°	90°	95°	100°	105°
0°	244.7	244.7	244.7	244.7	244.7	244.7	244.7	244.7	244.7	244.7	244.7
2.5°	248.8	248.1	248.4	247.3	247.3	247.7	247.7	246.6	246.6	246.6	246.2
5°	257.5	256.7	256.4	255.6	254.5	255.2	254.1	253.3	252.2	251.8	250.7
7.5°	268.8	267.7	267.3	265.4	263.9	263.1	262.4	259.8	258.6	257.9	256.4
10°	282.0	282.0	281.2	277.5	276.3	273.7	271.1	268.0	265.8	262.4	260.5
12.5°	299.0	300.1	297.5	294.1	291.4	286.1	281.2	277.1	272.6	267.7	264.7
15°	324.2	325.0	319.7	316.7	312.5	306.5	299.0	292.2	285.4	278.6	272.9
17.5°	361.5	360.4	352.9	349.9	342.7	332.5	322.3	313.3	303.1	293.7	286.5
20°	415.5	410.9	391.3	390.2	381.1	366.8	352.1	338.9	325.3	313.3	301.2
22.5°	481.0	470.9	456.5	440.3	423.0	407.2	389.8	371.3	354.4	339.3	326.1
25°	566.6	544.0	530.8	508.9	493.9	466.0	441.8	427.1	404.1	386.8	369.8
27.5°	680.9	645.0	625.8	602.1	568.5	548.9	516.1	487.8	463.3	434.7	415.8
30°	829.0	802.6	754.4	721.2	674.8	627.3	587.0	550.0	518.0	483.7	455.8
32.5°	981.3	964.7	908.2	846.4	775.9	706.1	646.9	601.3	559.5	521.0	489.0
35°	1110.6	1076.3	1020.9	956.1	865.6	784.9	709.9	651.8	599.8	551.9	511.6
37.5°	1193.9	1178.9	1122.7	1049.2	950.0	862.9	785.3	716.7	651.8	589.2	537.2
40°	1286.7	1278.0	1230.9	1140.8	1049.2	942.5	853.9	781.5	711.8	637.1	568.9
42.5°	1369.6	1377.5	1329.3	1250.1	1144.2	1023.9	929.7	849.4	769.8	693.7	614.9
45°	1443.9	1458.2	1422.8	1349.3	1233.2	1101.6	1003.2	915.7	829.0	745.7	657.9
47.5°	1499.7	1515.1	1485.4	1427.7	1306.7	1166.4	1067.7	969.6	878.8	783.0	689.9
50°	1546.4	1555.5	1532.9	1482.4	1366.2	1229.4	1119.3	1016.4	915.7	812.4	710.6
52.5°	1573.6	1578.9	1556.6	1520.1	1411.5	1276.1	1159.6	1048.8	941.7	832.8	724.2
55°	1572.1	1590.5	1565.3	1535.9	1425.4	1298.4	1180.8	1067.3	961.0	846.0	732.1
57.5°	1542.7	1569.8	1558.1	1521.6	1413.7	1296.9	1183.8	1077.8	973.4	850.5	728.4
60°	1486.1	1523.4	1531.7	1479.7	1367.0	1255.4	1155.1	1065.8	961.7	830.5	705.4
62.5°	1406.2	1436.4	1457.8	1387.0	1275.4	1169.4	1091.0	1020.5	914.6	771.3	657.9
65°	1285.6	1299.5	1305.5	1239.9	1130.6	1060.1	1008.8	948.1	830.5	687.3	584.3
67.5°	1106.1	1104.2	1110.3	1079.7	999.0	962.1	928.2	862.2	725.0	591.1	488.6
70°	879.5	918.7	951.9	919.5	869.4	832.4	804.1	726.1	579.1	456.5	371.3
72.5°	715.9	748.0	766.1	737.8	689.2	662.8	625.4	547.8	407.5	324.6	254.8
75°	604.7	581.3	592.3	574.5	529.7	491.6	470.1	384.5	267.3	214.9	158.7
77.5°	546.3	508.9	485.2	447.1	395.8	352.5	330.6	239.0	168.5	126.7	91.6
80°	482.9	431.3	369.5	308.0	263.9	237.1	222.1	136.5	92.7	73.5	52.8
82.5°	367.2	318.6	258.6	214.1	176.1	153.4	136.1	78.0	52.4	38.8	30.2
85°	235.2	216.8	197.9	176.1	147.4	118.4	91.2	56.9	38.5	22.2	16.6
87.5°	113.5	94.2	93.5	86.3	82.2	64.8	38.5	13.2	8.3	7.2	4.5
90°	0.1	0.1	0.1	0.1	0.1	0.1	0.1	0.1	0.1	0.1	0.1
92.5°	0.1	0.1	0.1	0.1	0.1	0.1	0.1	0.1	0.1	0.1	0.1
95°	0.5	0.5	0.5	0.5	0.5	0.5	0.5	0.5	0.5	0.5	0.5
97.5°	1.5	1.5	1.5	1.5	1.5	1.5	1.5	1.5	1.5	1.5	1.5
100°	5.0	5.0	5.0	5.0	5.0	5.0	5.0	5.0	5.0	5.0	5.0
102.5°	8.8	8.8	8.8	8.8	8.8	8.8	8.8	8.8	8.8	8.8	8.8
105°	11.8	11.8	11.8	11.8	11.8	11.8	11.8	11.8	11.8	11.8	11.8
107.5°	14.7	14.7	14.7	14.7	14.7	14.7	14.7	14.7	14.7	14.7	14.7
110°	17.8	17.8	17.8	17.8	17.8	17.8	17.8	17.8	17.8	17.8	17.8



REPORT NUMBER: P160048

CATALOG NUMBER: ENT-F01-LED-E1-SLL-7030-ULG

CANDELA DISTRIBUTION (continued):

	55°	60°	65°	70°	75°	80°	85°	90°	95°	100°	105°
112.5°	21.2	21.2	21.2	21.2	21.2	21.2	21.2	21.2	21.2	21.2	21.2
115°	25.0	25.0	25.0	25.0	25.0	25.0	25.0	25.0	25.0	25.0	25.0
117.5°	29.5	29.5	29.5	29.5	29.5	29.5	29.5	29.5	29.5	29.5	29.5
120°	34.8	34.8	34.8	34.8	34.8	34.8	34.8	34.8	34.8	34.8	34.8
122.5°	40.9	40.9	40.9	40.9	40.9	40.9	40.9	40.9	40.9	40.9	40.9
125°	47.8	47.8	47.8	47.8	47.8	47.8	47.8	47.8	47.8	47.8	47.8
127.5°	55.3	55.3	55.3	55.3	55.3	55.3	55.3	55.3	55.3	55.3	55.3
130°	63.0	63.0	63.0	63.0	63.0	63.0	63.0	63.0	63.0	63.0	63.0
132.5°	70.5	70.5	70.5	70.5	70.5	70.5	70.5	70.5	70.5	70.5	70.5
135°	77.9	77.9	77.9	77.9	77.9	77.9	77.9	77.9	77.9	77.9	77.9
137.5°	85.3	85.3	85.3	85.3	85.3	85.3	85.3	85.3	85.3	85.3	85.3
140°	92.5	92.5	92.5	92.5	92.5	92.5	92.5	92.5	92.5	92.5	92.5
142.5°	99.2	99.2	99.2	99.2	99.2	99.2	99.2	99.2	99.2	99.2	99.2
145°	104.9	104.9	104.9	104.9	104.9	104.9	104.9	104.9	104.9	104.9	104.9
147.5°	110.1	110.1	110.1	110.1	110.1	110.1	110.1	110.1	110.1	110.1	110.1
150°	115.1	115.1	115.1	115.1	115.1	115.1	115.1	115.1	115.1	115.1	115.1
152.5°	119.7	119.7	119.7	119.7	119.7	119.7	119.7	119.7	119.7	119.7	119.7
155°	123.7	123.7	123.7	123.7	123.7	123.7	123.7	123.7	123.7	123.7	123.7
157.5°	127.0	127.0	127.0	127.0	127.0	127.0	127.0	127.0	127.0	127.0	127.0
160°	130.3	130.3	130.3	130.3	130.3	130.3	130.3	130.3	130.3	130.3	130.3
162.5°	133.5	133.5	133.5	133.5	133.5	133.5	133.5	133.5	133.5	133.5	133.5
165°	136.0	136.0	136.0	136.0	136.0	136.0	136.0	136.0	136.0	136.0	136.0
167.5°	137.1	137.1	137.1	137.1	137.1	137.1	137.1	137.1	137.1	137.1	137.1
170°	137.4	137.4	137.4	137.4	137.4	137.4	137.4	137.4	137.4	137.4	137.4
172.5°	138.6	138.6	138.6	138.6	138.6	138.6	138.6	138.6	138.6	138.6	138.6
175°	140.5	140.5	140.5	140.5	140.5	140.5	140.5	140.5	140.5	140.5	140.5
177.5°	141.1	141.1	141.1	141.1	141.1	141.1	141.1	141.1	141.1	141.1	141.1
180°	140.8	140.8	140.8	140.8	140.8	140.8	140.8	140.8	140.8	140.8	140.8



REPORT NUMBER: P160048

CATALOG NUMBER: ENT-F01-LED-E1-SLL-7030-ULG

CANDELA DISTRIBUTION (continued):

	110°	115°	120°	125°	130°	135°	140°	145°	150°	155°	160°
0°	244.7	244.7	244.7	244.7	244.7	244.7	244.7	244.7	244.7	244.7	244.7
2.5°	245.4	245.0	244.3	244.3	243.9	243.5	243.2	243.2	243.5	242.8	242.4
5°	249.6	249.2	248.1	247.7	247.3	246.6	246.6	246.2	246.2	245.4	245.0
7.5°	254.5	253.7	253.0	252.6	251.5	251.5	251.5	252.2	252.2	252.2	252.6
10°	259.4	257.5	256.7	256.7	256.4	256.7	257.9	258.6	259.8	260.5	261.3
12.5°	262.0	260.1	259.4	258.6	259.8	259.8	261.6	263.9	265.8	267.7	268.4
15°	268.8	265.4	263.9	262.0	262.0	262.0	263.9	265.8	268.0	270.3	270.7
17.5°	280.5	274.5	271.4	267.3	266.2	264.7	264.7	265.4	266.9	268.8	268.8
20°	292.2	286.1	281.2	276.7	273.7	269.6	266.5	263.9	262.8	263.5	263.5
22.5°	313.3	306.1	300.1	292.5	285.8	280.5	272.9	266.5	261.6	260.1	259.0
25°	351.4	341.2	331.0	319.7	312.2	302.4	291.8	281.2	271.4	264.7	258.6
27.5°	393.6	379.6	364.9	347.2	335.2	320.4	306.5	291.4	279.4	269.2	258.2
30°	433.9	407.9	386.8	364.6	345.0	325.0	307.6	289.9	276.7	264.7	251.5
32.5°	453.9	423.0	394.3	366.4	342.7	319.7	300.8	280.9	266.9	253.3	237.5
35°	467.9	430.9	396.6	364.2	337.4	312.2	290.7	269.9	253.3	237.9	219.8
37.5°	485.2	438.8	398.5	362.3	331.0	302.4	278.2	254.8	236.0	219.4	200.6
40°	507.8	450.9	400.7	357.0	321.2	288.8	263.9	238.6	218.7	200.9	183.6
42.5°	539.1	467.5	403.4	350.6	310.3	276.3	250.7	226.2	205.1	186.2	168.9
45°	570.0	486.7	410.2	348.7	303.1	268.4	241.3	215.3	193.0	173.0	153.1
47.5°	593.0	501.0	417.3	349.9	299.0	260.1	231.1	202.1	177.2	155.3	135.0
50°	607.7	510.1	423.7	352.9	295.2	249.2	214.9	185.5	159.8	138.4	118.0
52.5°	615.3	512.7	426.0	351.7	285.4	231.9	197.5	169.3	144.8	123.7	105.6
55°	617.5	510.1	421.1	341.2	268.4	214.5	181.7	154.9	131.2	111.2	95.0
57.5°	609.6	498.8	403.8	319.7	245.8	197.9	164.7	138.7	116.1	98.4	83.7
60°	584.0	472.8	373.2	286.1	220.5	175.7	142.5	116.9	98.4	82.9	72.8
62.5°	537.2	428.6	331.8	244.3	185.9	145.1	113.9	91.6	76.5	65.6	60.3
65°	478.8	368.3	269.6	194.2	142.1	108.2	81.8	67.1	56.5	50.1	47.5
67.5°	391.3	288.0	201.7	138.4	98.0	73.5	55.4	47.5	43.0	41.1	40.3
70°	281.6	199.8	133.5	89.7	63.7	50.1	40.3	36.9	35.1	35.1	35.4
72.5°	185.5	123.3	81.4	57.3	45.2	37.7	32.8	31.3	31.3	32.0	32.4
75°	108.6	71.6	50.1	41.8	35.8	31.7	29.0	27.9	27.9	28.3	28.3
77.5°	64.1	44.1	35.8	31.7	29.0	27.1	25.6	24.1	23.8	23.8	24.9
80°	39.6	31.3	27.9	25.3	23.4	21.9	20.4	20.4	20.4	20.0	20.7
82.5°	25.6	22.2	21.9	21.1	18.8	17.3	15.8	15.8	16.6	15.8	16.2
85°	15.5	14.7	14.3	14.3	13.6	12.8	11.7	11.7	12.8	12.4	10.9
87.5°	4.1	3.8	4.9	4.5	5.3	5.3	5.3	6.0	7.9	10.2	7.5
90°	0.1	0.1	0.1	0.1	0.1	0.1	0.1	0.1	0.1	0.1	0.1
92.5°	0.1	0.1	0.1	0.1	0.1	0.1	0.1	0.1	0.1	0.1	0.1
95°	0.5	0.5	0.5	0.5	0.5	0.5	0.5	0.5	0.5	0.5	0.5
97.5°	1.5	1.5	1.5	1.5	1.5	1.5	1.5	1.5	1.5	1.5	1.5
100°	5.0	5.0	5.0	5.0	5.0	5.0	5.0	5.0	5.0	5.0	5.0
102.5°	8.8	8.8	8.8	8.8	8.8	8.8	8.8	8.8	8.8	8.8	8.8
105°	11.8	11.8	11.8	11.8	11.8	11.8	11.8	11.8	11.8	11.8	11.8
107.5°	14.7	14.7	14.7	14.7	14.7	14.7	14.7	14.7	14.7	14.7	14.7
110°	17.8	17.8	17.8	17.8	17.8	17.8	17.8	17.8	17.8	17.8	17.8



REPORT NUMBER: P160048
 CATALOG NUMBER: ENT-F01-LED-E1-SLL-7030-ULG

REPORT N
 CATALOG

CANDELA DISTRIBUTION (continued):

CANDELA

	110°	115°	120°	125°	130°	135°	140°	145°	150°	155°	160°	
112.5°	21.2	21.2	21.2	21.2	21.2	21.2	21.2	21.2	21.2	21.2	21.2	0°
115°	25.0	25.0	25.0	25.0	25.0	25.0	25.0	25.0	25.0	25.0	25.0	2.5°
117.5°	29.5	29.5	29.5	29.5	29.5	29.5	29.5	29.5	29.5	29.5	29.5	5°
120°	34.8	34.8	34.8	34.8	34.8	34.8	34.8	34.8	34.8	34.8	34.8	7.5°
122.5°	40.9	40.9	40.9	40.9	40.9	40.9	40.9	40.9	40.9	40.9	40.9	10°
125°	47.8	47.8	47.8	47.8	47.8	47.8	47.8	47.8	47.8	47.8	47.8	12.5°
127.5°	55.3	55.3	55.3	55.3	55.3	55.3	55.3	55.3	55.3	55.3	55.3	15°
130°	63.0	63.0	63.0	63.0	63.0	63.0	63.0	63.0	63.0	63.0	63.0	17.5°
132.5°	70.5	70.5	70.5	70.5	70.5	70.5	70.5	70.5	70.5	70.5	70.5	20°
135°	77.9	77.9	77.9	77.9	77.9	77.9	77.9	77.9	77.9	77.9	77.9	22.5°
137.5°	85.3	85.3	85.3	85.3	85.3	85.3	85.3	85.3	85.3	85.3	85.3	25°
140°	92.5	92.5	92.5	92.5	92.5	92.5	92.5	92.5	92.5	92.5	92.5	27.5°
142.5°	99.2	99.2	99.2	99.2	99.2	99.2	99.2	99.2	99.2	99.2	99.2	30°
145°	104.9	104.9	104.9	104.9	104.9	104.9	104.9	104.9	104.9	104.9	104.9	32.5°
147.5°	110.1	110.1	110.1	110.1	110.1	110.1	110.1	110.1	110.1	110.1	110.1	35°
150°	115.1	115.1	115.1	115.1	115.1	115.1	115.1	115.1	115.1	115.1	115.1	37.5°
152.5°	119.7	119.7	119.7	119.7	119.7	119.7	119.7	119.7	119.7	119.7	119.7	40°
155°	123.7	123.7	123.7	123.7	123.7	123.7	123.7	123.7	123.7	123.7	123.7	42.5°
157.5°	127.0	127.0	127.0	127.0	127.0	127.0	127.0	127.0	127.0	127.0	127.0	45°
160°	130.3	130.3	130.3	130.3	130.3	130.3	130.3	130.3	130.3	130.3	130.3	47.5°
162.5°	133.5	133.5	133.5	133.5	133.5	133.5	133.5	133.5	133.5	133.5	133.5	50°
165°	136.0	136.0	136.0	136.0	136.0	136.0	136.0	136.0	136.0	136.0	136.0	52.5°
167.5°	137.1	137.1	137.1	137.1	137.1	137.1	137.1	137.1	137.1	137.1	137.1	55°
170°	137.4	137.4	137.4	137.4	137.4	137.4	137.4	137.4	137.4	137.4	137.4	57.5°
172.5°	138.6	138.6	138.6	138.6	138.6	138.6	138.6	138.6	138.6	138.6	138.6	60°
175°	140.5	140.5	140.5	140.5	140.5	140.5	140.5	140.5	140.5	140.5	140.5	62.5°
177.5°	141.1	141.1	141.1	141.1	141.1	141.1	141.1	141.1	141.1	141.1	141.1	65°
180°	140.8	140.8	140.8	140.8	140.8	140.8	140.8	140.8	140.8	140.8	140.8	67.5°
												70°
												72.5°
												75°
												77.5°
												80°
												82.5°
												85°
												87.5°
												90°
												92.5°
												95°
												97.5°
												100°
												102.5°
												105°
												107.5°
												110°

NUMBER: P160048
 NUMBER: ENT-F01-LED-E1-SLL-7030-ULG

REPORT NUMBER: P
 CATALOG NUMBER:

DISTRIBUTION (continued):

CANDELA DISTRIBUTION

165°	170°	175°	180°	185°	190°	195°	200°	205°	210°	215°	165°	
244.7	244.7	244.7	244.7	244.7	244.7	244.7	244.7	244.7	244.7	244.7	112.5°	21.2
242.0	242.4	241.7	241.3	241.7	242.0	240.9	240.5	240.1	239.8	240.1	115°	25.0
244.7	244.7	243.5	242.8	242.8	242.4	241.3	240.9	239.4	239.0	240.1	117.5°	29.5
252.2	251.8	250.7	249.6	249.2	249.2	246.6	245.4	244.7	242.4	242.8	120°	34.8
260.9	260.9	261.3	259.8	257.9	257.5	254.5	252.6	251.5	249.6	248.8	122.5°	40.9
267.7	266.5	266.2	263.9	262.0	261.3	258.6	257.1	255.6	253.7	253.3	125°	47.8
269.9	267.7	266.2	263.5	261.3	259.8	257.5	256.0	254.1	253.0	252.2	127.5°	55.3
267.7	265.4	263.1	260.1	257.1	255.2	252.6	250.3	249.6	248.1	245.8	130°	63.0
262.8	260.1	257.5	253.7	250.3	247.7	244.7	242.8	240.5	238.3	233.7	132.5°	70.5
256.7	253.7	251.1	246.2	242.8	239.8	236.4	233.4	230.7	226.2	219.4	135°	77.9
252.6	246.2	241.7	234.9	231.1	227.3	225.8	222.8	219.0	211.1	202.8	137.5°	85.3
246.6	234.9	226.6	219.8	214.5	210.0	207.3	204.0	200.2	192.6	184.0	140°	92.5
236.4	222.8	214.9	207.7	201.7	196.8	191.9	185.5	180.6	171.9	165.9	142.5°	99.2
220.9	209.6	202.4	195.7	187.7	181.3	175.3	167.8	160.6	151.9	146.7	145°	104.9
203.6	193.4	184.4	177.2	168.9	162.5	156.1	147.4	140.6	132.7	127.8	147.5°	110.1
185.5	174.5	164.0	155.7	148.2	141.0	135.3	127.0	119.9	112.3	109.7	150°	115.1
169.3	156.8	145.5	137.2	128.9	121.8	115.7	107.1	101.0	95.8	92.7	152.5°	119.7
153.4	140.2	129.7	121.0	112.7	105.2	97.3	90.5	85.2	82.9	78.8	155°	123.7
135.7	122.1	112.0	102.5	95.8	87.8	81.8	77.3	73.9	72.0	69.4	157.5°	127.0
117.6	106.3	95.8	87.1	78.8	72.0	68.2	66.0	64.8	63.3	62.2	160°	130.3
102.9	93.1	82.6	74.3	66.7	61.8	59.9	58.8	58.1	57.3	56.9	162.5°	133.5
92.7	82.2	72.8	64.8	59.2	56.5	55.8	55.0	54.3	53.9	53.5	165°	136.0
84.8	74.3	65.6	58.8	54.7	53.9	53.5	52.8	52.0	52.0	51.3	167.5°	137.1
75.4	66.4	58.8	53.9	51.6	51.3	50.9	50.5	50.1	50.1	49.8	170°	137.4
65.6	58.8	53.9	50.5	49.8	49.0	48.3	47.5	47.1	47.9	48.3	172.5°	138.6
55.8	51.6	48.6	47.5	46.7	45.6	44.9	44.1	44.1	44.9	46.0	175°	140.5
46.4	44.9	44.1	43.4	43.0	42.6	41.8	41.1	41.1	41.1	41.8	177.5°	141.1
40.0	39.2	39.2	38.8	38.5	38.5	37.7	36.9	36.9	36.9	36.9	180°	140.8
35.1	35.4	35.4	35.4	35.1	34.7	34.3	33.6	33.2	32.4	31.7		
32.4	32.0	31.7	31.3	30.9	30.5	30.2	29.8	29.0	28.3	27.5		
29.0	28.3	27.1	26.8	26.4	25.6	25.6	25.3	24.5	23.4	22.6		
25.3	24.5	23.4	22.6	22.6	22.2	21.5	21.1	20.0	18.8	18.1		
20.4	19.2	18.1	17.7	17.3	17.0	16.6	16.2	15.8	14.7	14.3		
15.1	13.9	12.8	12.4	12.1	11.3	10.9	10.9	10.9	9.8	9.0		
9.8	8.3	7.2	6.0	6.0	5.7	4.9	4.1	3.4	2.3	1.5		
4.9	2.6	1.5	0.4	0.4	0.4	0.0	0.0	0.0	0.0	0.0		
0.1	0.1	0.1	0.1	0.1	0.1	0.1	0.1	0.1	0.1	0.1		
0.1	0.1	0.1	0.1	0.1	0.1	0.1	0.1	0.1	0.1	0.1		
0.5	0.5	0.5	0.5	0.5	0.5	0.5	0.5	0.5	0.5	0.5		
1.5	1.5	1.5	1.5	1.5	1.5	1.5	1.5	1.5	1.5	1.5		
5.0	5.0	5.0	5.0	5.0	5.0	5.0	5.0	5.0	5.0	5.0		
8.8	8.8	8.8	8.8	8.8	8.8	8.8	8.8	8.8	8.8	8.8		
11.8	11.8	11.8	11.8	11.8	11.8	11.8	11.8	11.8	11.8	11.8		
14.7	14.7	14.7	14.7	14.7	14.7	14.7	14.7	14.7	14.7	14.7		
17.8	17.8	17.8	17.8	17.8	17.8	17.8	17.8	17.8	17.8	17.8		

'160048
 ENT-F01-LED-E1-SLL-7030-ULG

REPORT NUMBER: P160048
 CATALOG NUMBER: ENT-F01-L

TION (continued):

CANDELA DISTRIBUTION (con

170°	175°	180°	185°	190°	195°	200°	205°	210°	215°		220°	225°
21.2	21.2	21.2	21.2	21.2	21.2	21.2	21.2	21.2	21.2	0°	244.7	244.7
25.0	25.0	25.0	25.0	25.0	25.0	25.0	25.0	25.0	25.0	2.5°	240.1	239.8
29.5	29.5	29.5	29.5	29.5	29.5	29.5	29.5	29.5	29.5	5°	240.1	237.9
34.8	34.8	34.8	34.8	34.8	34.8	34.8	34.8	34.8	34.8	7.5°	241.3	239.4
40.9	40.9	40.9	40.9	40.9	40.9	40.9	40.9	40.9	40.9	10°	246.2	243.2
47.8	47.8	47.8	47.8	47.8	47.8	47.8	47.8	47.8	47.8	12.5°	250.3	246.9
55.3	55.3	55.3	55.3	55.3	55.3	55.3	55.3	55.3	55.3	15°	249.9	245.0
63.0	63.0	63.0	63.0	63.0	63.0	63.0	63.0	63.0	63.0	17.5°	242.0	236.4
70.5	70.5	70.5	70.5	70.5	70.5	70.5	70.5	70.5	70.5	20°	228.8	221.3
77.9	77.9	77.9	77.9	77.9	77.9	77.9	77.9	77.9	77.9	22.5°	211.9	204.7
85.3	85.3	85.3	85.3	85.3	85.3	85.3	85.3	85.3	85.3	25°	195.3	187.0
92.5	92.5	92.5	92.5	92.5	92.5	92.5	92.5	92.5	92.5	27.5°	176.8	169.6
99.2	99.2	99.2	99.2	99.2	99.2	99.2	99.2	99.2	99.2	30°	158.0	151.6
104.9	104.9	104.9	104.9	104.9	104.9	104.9	104.9	104.9	104.9	32.5°	139.9	133.8
110.1	110.1	110.1	110.1	110.1	110.1	110.1	110.1	110.1	110.1	35°	121.8	115.7
115.1	115.1	115.1	115.1	115.1	115.1	115.1	115.1	115.1	115.1	37.5°	104.4	98.8
119.7	119.7	119.7	119.7	119.7	119.7	119.7	119.7	119.7	119.7	40°	88.2	84.1
123.7	123.7	123.7	123.7	123.7	123.7	123.7	123.7	123.7	123.7	42.5°	76.5	72.8
127.0	127.0	127.0	127.0	127.0	127.0	127.0	127.0	127.0	127.0	45°	67.1	64.1
130.3	130.3	130.3	130.3	130.3	130.3	130.3	130.3	130.3	130.3	47.5°	60.3	58.1
133.5	133.5	133.5	133.5	133.5	133.5	133.5	133.5	133.5	133.5	50°	55.4	53.5
136.0	136.0	136.0	136.0	136.0	136.0	136.0	136.0	136.0	136.0	52.5°	52.4	50.9
137.1	137.1	137.1	137.1	137.1	137.1	137.1	137.1	137.1	137.1	55°	50.1	49.0
137.4	137.4	137.4	137.4	137.4	137.4	137.4	137.4	137.4	137.4	57.5°	48.6	47.1
138.6	138.6	138.6	138.6	138.6	138.6	138.6	138.6	138.6	138.6	60°	46.7	45.6
140.5	140.5	140.5	140.5	140.5	140.5	140.5	140.5	140.5	140.5	62.5°	44.9	43.4
141.1	141.1	141.1	141.1	141.1	141.1	141.1	141.1	141.1	141.1	65°	41.5	39.6
140.8	140.8	140.8	140.8	140.8	140.8	140.8	140.8	140.8	140.8	67.5°	36.6	35.1
										70°	30.9	30.5
										72.5°	26.0	25.6
										75°	21.9	21.9
										77.5°	18.1	17.7
										80°	13.9	13.2
										82.5°	7.9	7.5
										85°	1.1	0.8
										87.5°	0.0	0.0
										90°	0.1	0.1
										92.5°	0.1	0.1
										95°	0.5	0.5
										97.5°	1.5	1.5
										100°	5.0	5.0
										102.5°	8.8	8.8
										105°	11.8	11.8
										107.5°	14.7	14.7
										110°	17.8	17.8



REPORT NUMBER: P160048

CATALOG NUMBER: ENT-F01-LED-E1-SLL

.ED-E1-SLL-7030-ULG

tinued):

CANDELA DISTRIBUTION (continued):

230°	235°	240°	245°	250°	255°	260°	265°	270°		220°	225°	230°
244.7	244.7	244.7	244.7	244.7	244.7	244.7	244.7	244.7	112.5°	21.2	21.2	21.2
240.1	240.5	242.0	242.8	243.2	243.2	243.5	244.3	244.7	115°	25.0	25.0	25.0
237.9	238.6	239.4	240.5	240.9	240.9	241.3	242.4	243.5	117.5°	29.5	29.5	29.5
238.3	237.9	238.3	239.0	239.0	239.0	239.4	240.5	241.7	120°	34.8	34.8	34.8
241.3	239.0	237.5	237.1	236.8	236.8	237.5	239.0	240.1	122.5°	40.9	40.9	40.9
243.9	240.9	237.9	236.0	234.5	233.7	234.1	235.6	237.9	125°	47.8	47.8	47.8
241.7	237.1	233.7	231.1	228.8	228.1	228.5	229.6	232.2	127.5°	55.3	55.3	55.3
231.9	227.0	223.2	221.3	220.2	219.8	220.5	222.8	225.1	130°	63.0	63.0	63.0
217.9	215.3	211.9	210.7	208.5	208.5	208.1	208.1	209.2	132.5°	70.5	70.5	70.5
202.4	200.9	197.5	194.9	192.3	191.9	189.3	189.6	189.3	135°	77.9	77.9	77.9
184.7	182.8	178.7	174.9	171.9	170.0	167.0	166.6	165.5	137.5°	85.3	85.3	85.3
167.0	164.0	159.1	155.3	151.6	148.9	146.3	143.6	142.9	140°	92.5	92.5	92.5
148.9	146.3	140.6	137.2	131.9	128.2	125.9	122.1	120.3	142.5°	99.2	99.2	99.2
131.2	128.2	121.8	115.4	111.6	107.1	103.7	98.8	96.5	145°	104.9	104.9	104.9
111.6	109.7	103.3	96.5	93.1	87.1	82.9	78.8	78.0	147.5°	110.1	110.1	110.1
95.8	91.6	86.7	81.4	75.8	72.4	70.5	69.7	69.4	150°	115.1	115.1	115.1
81.1	78.4	73.9	70.1	67.5	66.7	66.7	66.7	67.1	152.5°	119.7	119.7	119.7
71.3	67.9	65.6	64.5	64.5	64.8	65.2	66.0	66.7	155°	123.7	123.7	123.7
63.0	61.8	61.8	61.5	62.2	63.0	64.1	65.2	66.0	157.5°	127.0	127.0	127.0
57.3	57.7	58.4	58.8	60.3	61.5	62.6	63.3	64.1	160°	130.3	130.3	130.3
52.8	53.2	53.9	55.0	56.2	57.7	58.8	59.6	59.9	162.5°	133.5	133.5	133.5
50.1	50.1	51.3	52.4	53.9	55.0	56.2	56.5	57.3	165°	136.0	136.0	136.0
47.9	48.3	49.4	50.1	50.9	51.6	52.4	52.8	54.3	167.5°	137.1	137.1	137.1
46.4	46.7	47.1	46.4	47.1	47.9	48.6	49.4	50.1	170°	137.4	137.4	137.4
44.5	43.7	43.0	43.0	43.4	44.1	45.6	46.7	47.9	172.5°	138.6	138.6	138.6
42.2	41.1	40.0	39.6	40.0	40.7	42.2	43.7	44.5	175°	140.5	140.5	140.5
38.5	38.1	37.7	37.3	37.7	38.5	40.0	41.1	42.2	177.5°	141.1	141.1	141.1
34.7	34.3	33.9	34.3	34.7	35.4	36.9	38.1	39.2	180°	140.8	140.8	140.8
30.2	30.2	30.2	30.5	30.9	32.4	33.6	35.1	35.4				
25.3	26.0	26.0	26.0	26.8	28.7	30.2	31.7	32.4				
21.5	21.1	21.9	21.9	22.6	24.1	25.3	26.4	26.8				
17.3	17.3	17.7	17.7	17.7	18.5	19.2	19.2	19.2				
12.8	12.4	12.1	11.3	11.3	11.7	11.7	11.7	12.4				
6.0	4.9	4.9	4.5	4.1	4.1	4.1	4.9	5.3				
0.4	0.4	0.4	0.4	0.4	0.4	0.4	0.8	0.8				
0.0	0.4	0.4	0.4	0.8	0.8	0.8	1.1	1.1				
0.1	0.1	0.1	0.1	0.1	0.1	0.1	0.1	0.1				
0.1	0.1	0.1	0.1	0.1	0.1	0.1	0.1	0.1				
0.5	0.5	0.5	0.5	0.5	0.5	0.5	0.5	0.5				
1.5	1.5	1.5	1.5	1.5	1.5	1.5	1.5	1.5				
5.0	5.0	5.0	5.0	5.0	5.0	5.0	5.0	5.0				
8.8	8.8	8.8	8.8	8.8	8.8	8.8	8.8	8.8				
11.8	11.8	11.8	11.8	11.8	11.8	11.8	11.8	11.8				
14.7	14.7	14.7	14.7	14.7	14.7	14.7	14.7	14.7				
17.8	17.8	17.8	17.8	17.8	17.8	17.8	17.8	17.8				



REPORT NUMBER: P160048

CATALOG NUMBER: ENT-F01-LED-E1-SLL-7030-ULC

.-7030-ULG

CANDELA DISTRIBUTION (continued):

235°	240°	245°	250°	255°	260°	265°	270°		275°	280°	285°	290°
21.2	21.2	21.2	21.2	21.2	21.2	21.2	21.2	0°	244.7	244.7	244.7	244.7
25.0	25.0	25.0	25.0	25.0	25.0	25.0	25.0	2.5°	244.3	245.0	245.0	245.8
29.5	29.5	29.5	29.5	29.5	29.5	29.5	29.5	5°	243.5	244.3	244.7	245.8
34.8	34.8	34.8	34.8	34.8	34.8	34.8	34.8	7.5°	242.4	243.9	244.7	246.2
40.9	40.9	40.9	40.9	40.9	40.9	40.9	40.9	10°	241.3	243.5	245.0	247.7
47.8	47.8	47.8	47.8	47.8	47.8	47.8	47.8	12.5°	240.1	242.4	245.0	247.7
55.3	55.3	55.3	55.3	55.3	55.3	55.3	55.3	15°	234.5	236.8	240.5	244.3
63.0	63.0	63.0	63.0	63.0	63.0	63.0	63.0	17.5°	226.2	228.5	231.5	234.9
70.5	70.5	70.5	70.5	70.5	70.5	70.5	70.5	20°	210.4	211.1	214.1	217.9
77.9	77.9	77.9	77.9	77.9	77.9	77.9	77.9	22.5°	188.1	187.7	189.3	193.4
85.3	85.3	85.3	85.3	85.3	85.3	85.3	85.3	25°	162.9	164.4	163.2	168.1
92.5	92.5	92.5	92.5	92.5	92.5	92.5	92.5	27.5°	139.5	140.6	142.1	144.4
99.2	99.2	99.2	99.2	99.2	99.2	99.2	99.2	30°	117.2	116.9	118.0	119.9
104.9	104.9	104.9	104.9	104.9	104.9	104.9	104.9	32.5°	94.2	93.9	94.2	96.1
110.1	110.1	110.1	110.1	110.1	110.1	110.1	110.1	35°	77.3	76.2	77.3	79.9
115.1	115.1	115.1	115.1	115.1	115.1	115.1	115.1	37.5°	69.7	69.7	70.9	72.8
119.7	119.7	119.7	119.7	119.7	119.7	119.7	119.7	40°	67.5	67.9	68.6	70.1
123.7	123.7	123.7	123.7	123.7	123.7	123.7	123.7	42.5°	67.1	67.1	67.1	67.9
127.0	127.0	127.0	127.0	127.0	127.0	127.0	127.0	45°	66.4	66.0	66.0	66.0
130.3	130.3	130.3	130.3	130.3	130.3	130.3	130.3	47.5°	64.5	64.1	64.1	64.1
133.5	133.5	133.5	133.5	133.5	133.5	133.5	133.5	50°	60.3	60.7	60.7	61.1
136.0	136.0	136.0	136.0	136.0	136.0	136.0	136.0	52.5°	57.7	58.4	58.8	59.6
137.1	137.1	137.1	137.1	137.1	137.1	137.1	137.1	55°	55.0	56.5	57.7	58.4
137.4	137.4	137.4	137.4	137.4	137.4	137.4	137.4	57.5°	50.9	52.4	53.5	55.4
138.6	138.6	138.6	138.6	138.6	138.6	138.6	138.6	60°	48.6	49.4	49.8	50.9
140.5	140.5	140.5	140.5	140.5	140.5	140.5	140.5	62.5°	45.6	46.4	47.1	47.5
141.1	141.1	141.1	141.1	141.1	141.1	141.1	141.1	65°	43.0	43.7	44.9	45.2
140.8	140.8	140.8	140.8	140.8	140.8	140.8	140.8	67.5°	40.0	41.1	41.8	42.2
								70°	36.6	38.1	38.5	39.2
								72.5°	33.2	33.9	34.3	35.1
								75°	27.9	29.0	29.8	30.2
								77.5°	20.7	21.9	23.0	24.1
								80°	13.2	14.3	15.1	15.8
								82.5°	6.0	7.2	7.5	8.3
								85°	1.1	1.1	1.1	1.5
								87.5°	1.1	1.5	1.5	1.5
								90°	0.1	0.1	0.1	0.1
								92.5°	0.1	0.1	0.1	0.1
								95°	0.5	0.5	0.5	0.5
								97.5°	1.5	1.5	1.5	1.5
								100°	5.0	5.0	5.0	5.0
								102.5°	8.8	8.8	8.8	8.8
								105°	11.8	11.8	11.8	11.8
								107.5°	14.7	14.7	14.7	14.7
								110°	17.8	17.8	17.8	17.8



REPORT NUMBER: P160048

CATALOG NUMBER: ENT-F01-LED-E1-SLL-7030-ULG

3

CANDELA DISTRIBUTION (continued):

295°	300°	305°	310°	315°	320°	325°		275°	280°	285°	290°	295°
244.7	244.7	244.7	244.7	244.7	244.7	244.7	112.5°	21.2	21.2	21.2	21.2	21.2
245.8	246.2	246.9	246.9	247.7	247.7	248.4	115°	25.0	25.0	25.0	25.0	25.0
246.6	247.3	248.4	248.8	250.3	251.1	251.8	117.5°	29.5	29.5	29.5	29.5	29.5
247.7	248.8	250.3	251.5	253.3	254.5	255.6	120°	34.8	34.8	34.8	34.8	34.8
249.6	251.5	254.1	255.2	256.7	259.4	261.3	122.5°	40.9	40.9	40.9	40.9	40.9
252.2	254.8	258.2	261.3	263.1	266.9	269.9	125°	47.8	47.8	47.8	47.8	47.8
248.4	254.1	258.2	263.9	268.8	275.2	280.5	127.5°	55.3	55.3	55.3	55.3	55.3
239.4	244.7	251.8	259.0	266.5	277.5	288.0	130°	63.0	63.0	63.0	63.0	63.0
222.8	228.8	237.1	246.2	257.1	271.4	286.5	132.5°	70.5	70.5	70.5	70.5	70.5
198.7	204.0	213.0	223.2	235.6	253.3	275.2	135°	77.9	77.9	77.9	77.9	77.9
173.0	180.2	188.9	199.8	213.8	234.9	258.2	137.5°	85.3	85.3	85.3	85.3	85.3
148.5	156.1	165.5	177.6	193.8	216.4	243.2	140°	92.5	92.5	92.5	92.5	92.5
123.3	131.9	140.6	155.7	171.9	195.7	225.4	142.5°	99.2	99.2	99.2	99.2	99.2
100.7	107.1	117.6	131.2	150.0	173.4	205.1	145°	104.9	104.9	104.9	104.9	104.9
82.6	87.8	98.0	111.2	128.2	151.2	178.7	147.5°	110.1	110.1	110.1	110.1	110.1
75.4	79.5	86.7	96.1	111.2	133.5	156.8	150°	115.1	115.1	115.1	115.1	115.1
72.8	76.5	81.8	90.1	101.8	118.8	138.7	152.5°	119.7	119.7	119.7	119.7	119.7
70.1	73.9	79.9	87.5	97.3	109.3	126.3	155°	123.7	123.7	123.7	123.7	123.7
67.9	72.0	78.4	86.7	95.8	106.3	119.5	157.5°	127.0	127.0	127.0	127.0	127.0
65.6	69.4	75.8	85.2	95.0	106.3	119.5	160°	130.3	130.3	130.3	130.3	130.3
62.2	66.0	72.8	82.6	93.5	105.9	121.0	162.5°	133.5	133.5	133.5	133.5	133.5
60.3	63.7	70.9	81.8	93.5	107.1	123.3	165°	136.0	136.0	136.0	136.0	136.0
59.2	62.2	70.5	82.9	96.5	112.3	130.1	167.5°	137.1	137.1	137.1	137.1	137.1
57.3	60.7	69.4	83.3	100.3	119.9	142.1	170°	137.4	137.4	137.4	137.4	137.4
52.0	56.2	65.6	80.7	99.2	123.3	152.7	172.5°	138.6	138.6	138.6	138.6	138.6
47.9	50.5	58.4	74.3	93.5	119.5	154.6	175°	140.5	140.5	140.5	140.5	140.5
46.0	47.5	52.8	65.6	84.4	112.3	148.9	177.5°	141.1	141.1	141.1	141.1	141.1
43.4	44.1	47.9	58.1	72.4	99.5	135.0	180°	140.8	140.8	140.8	140.8	140.8
40.0	40.3	43.4	49.8	60.3	79.2	112.7						
35.8	36.6	38.5	43.0	49.8	60.7	81.8						
30.9	31.3	32.0	35.1	39.2	46.7	58.1						
24.9	24.9	25.6	27.1	29.4	34.7	41.5						
16.2	17.3	18.1	20.7	21.5	25.3	29.4						
9.4	10.2	10.6	11.3	13.2	15.1	18.1						
1.5	2.3	2.3	3.0	3.8	4.1	4.9						
1.9	1.9	1.9	1.9	2.3	2.3	2.3						
0.1	0.1	0.1	0.1	0.1	0.1	0.1						
0.1	0.1	0.1	0.1	0.1	0.1	0.1						
0.5	0.5	0.5	0.5	0.5	0.5	0.5						
1.5	1.5	1.5	1.5	1.5	1.5	1.5						
5.0	5.0	5.0	5.0	5.0	5.0	5.0						
8.8	8.8	8.8	8.8	8.8	8.8	8.8						
11.8	11.8	11.8	11.8	11.8	11.8	11.8						
14.7	14.7	14.7	14.7	14.7	14.7	14.7						
17.8	17.8	17.8	17.8	17.8	17.8	17.8						



REPORT NUMBER: P160048

CATALOG NUMBER: ENT-F01-LED-E1-SLL-7030-ULG

CANDELA DISTRIBUTION (continued):

300°	305°	310°	315°	320°	325°		330°	335°	340°	345°	350°	355°
21.2	21.2	21.2	21.2	21.2	21.2	0°	244.7	244.7	244.7	244.7	244.7	244.7
25.0	25.0	25.0	25.0	25.0	25.0	2.5°	248.8	248.4	249.2	249.9	249.6	251.8
29.5	29.5	29.5	29.5	29.5	29.5	5°	253.0	252.6	253.7	254.5	254.8	256.4
34.8	34.8	34.8	34.8	34.8	34.8	7.5°	257.1	257.5	259.4	259.8	260.9	262.8
40.9	40.9	40.9	40.9	40.9	40.9	10°	262.0	263.9	266.2	266.9	268.8	271.1
47.8	47.8	47.8	47.8	47.8	47.8	12.5°	271.8	274.5	277.5	279.7	283.5	288.0
55.3	55.3	55.3	55.3	55.3	55.3	15°	285.4	291.8	296.7	301.2	306.9	312.2
63.0	63.0	63.0	63.0	63.0	63.0	17.5°	297.5	309.9	320.4	329.9	338.9	347.2
70.5	70.5	70.5	70.5	70.5	70.5	20°	303.1	322.7	339.3	356.6	374.0	385.7
77.9	77.9	77.9	77.9	77.9	77.9	22.5°	297.8	325.3	351.0	378.9	405.3	429.0
85.3	85.3	85.3	85.3	85.3	85.3	25°	286.5	320.4	358.5	398.5	438.4	474.6
92.5	92.5	92.5	92.5	92.5	92.5	27.5°	276.0	317.4	361.5	407.2	454.7	498.0
99.2	99.2	99.2	99.2	99.2	99.2	30°	262.0	307.3	355.5	402.6	454.3	505.2
104.9	104.9	104.9	104.9	104.9	104.9	32.5°	241.3	287.3	338.2	389.4	446.7	503.3
110.1	110.1	110.1	110.1	110.1	110.1	35°	216.8	262.8	314.8	368.7	432.4	496.1
115.1	115.1	115.1	115.1	115.1	115.1	37.5°	190.0	235.2	289.5	347.2	413.2	484.4
119.7	119.7	119.7	119.7	119.7	119.7	40°	167.4	207.7	263.9	326.5	395.8	469.7
123.7	123.7	123.7	123.7	123.7	123.7	42.5°	149.3	185.9	239.0	302.4	376.6	452.8
127.0	127.0	127.0	127.0	127.0	127.0	45°	138.7	169.3	217.9	280.9	356.6	435.1
130.3	130.3	130.3	130.3	130.3	130.3	47.5°	136.5	161.0	203.6	264.7	337.4	416.2
133.5	133.5	133.5	133.5	133.5	133.5	50°	138.7	161.4	197.2	254.5	322.7	399.2
136.0	136.0	136.0	136.0	136.0	136.0	52.5°	143.3	165.1	197.9	250.7	316.7	389.1
137.1	137.1	137.1	137.1	137.1	137.1	55°	150.4	175.3	205.8	254.1	315.9	384.9
137.4	137.4	137.4	137.4	137.4	137.4	57.5°	164.7	193.0	223.9	268.0	325.0	389.4
138.6	138.6	138.6	138.6	138.6	138.6	60°	182.8	216.8	254.1	300.8	346.8	404.5
140.5	140.5	140.5	140.5	140.5	140.5	62.5°	193.8	240.1	291.4	345.7	392.8	440.0
141.1	141.1	141.1	141.1	141.1	141.1	65°	192.6	249.9	322.3	399.6	458.4	503.7
140.8	140.8	140.8	140.8	140.8	140.8	67.5°	180.2	242.8	314.8	402.6	491.2	554.9
						70°	150.4	208.9	292.9	398.9	507.8	589.6
						72.5°	119.9	171.5	251.8	351.7	459.2	542.9
						75°	79.9	121.0	185.9	269.9	348.0	420.7
						77.5°	54.3	76.5	116.1	177.2	241.7	301.2
						80°	36.2	47.9	66.4	97.6	135.3	173.4
						82.5°	21.1	26.4	33.9	48.3	71.6	101.0
						85°	5.7	7.2	9.4	12.4	22.2	39.2
						87.5°	2.3	1.9	1.9	1.9	1.9	1.9
						90°	0.1	0.1	0.1	0.1	0.1	0.1
						92.5°	0.1	0.1	0.1	0.1	0.1	0.1
						95°	0.5	0.5	0.5	0.5	0.5	0.5
						97.5°	1.5	1.5	1.5	1.5	1.5	1.5
						100°	5.0	5.0	5.0	5.0	5.0	5.0
						102.5°	8.8	8.8	8.8	8.8	8.8	8.8
						105°	11.8	11.8	11.8	11.8	11.8	11.8
						107.5°	14.7	14.7	14.7	14.7	14.7	14.7
						110°	17.8	17.8	17.8	17.8	17.8	17.8



REPORT NUMBER: P160048

CATALOG NUMBER: ENT-F01-LED-E1-SLL-7030-ULG

CANDELA DISTRIBUTION (continued):

360°	330°	335°	340°	345°	350°	355°	360°
244.7	112.5°	21.2	21.2	21.2	21.2	21.2	21.2
249.9	115°	25.0	25.0	25.0	25.0	25.0	25.0
256.0	117.5°	29.5	29.5	29.5	29.5	29.5	29.5
263.1	120°	34.8	34.8	34.8	34.8	34.8	34.8
274.1	122.5°	40.9	40.9	40.9	40.9	40.9	40.9
289.9	125°	47.8	47.8	47.8	47.8	47.8	47.8
318.2	127.5°	55.3	55.3	55.3	55.3	55.3	55.3
354.8	130°	63.0	63.0	63.0	63.0	63.0	63.0
399.6	132.5°	70.5	70.5	70.5	70.5	70.5	70.5
450.1	135°	77.9	77.9	77.9	77.9	77.9	77.9
507.8	137.5°	85.3	85.3	85.3	85.3	85.3	85.3
543.3	140°	92.5	92.5	92.5	92.5	92.5	92.5
550.8	142.5°	99.2	99.2	99.2	99.2	99.2	99.2
556.1	145°	104.9	104.9	104.9	104.9	104.9	104.9
557.6	147.5°	110.1	110.1	110.1	110.1	110.1	110.1
555.3	150°	115.1	115.1	115.1	115.1	115.1	115.1
546.3	152.5°	119.7	119.7	119.7	119.7	119.7	119.7
534.6	155°	123.7	123.7	123.7	123.7	123.7	123.7
519.9	157.5°	127.0	127.0	127.0	127.0	127.0	127.0
501.8	160°	130.3	130.3	130.3	130.3	130.3	130.3
484.8	162.5°	133.5	133.5	133.5	133.5	133.5	133.5
471.6	165°	136.0	136.0	136.0	136.0	136.0	136.0
463.3	167.5°	137.1	137.1	137.1	137.1	137.1	137.1
464.5	170°	137.4	137.4	137.4	137.4	137.4	137.4
476.1	172.5°	138.6	138.6	138.6	138.6	138.6	138.6
505.6	175°	140.5	140.5	140.5	140.5	140.5	140.5
561.3	177.5°	141.1	141.1	141.1	141.1	141.1	141.1
616.0	180°	140.8	140.8	140.8	140.8	140.8	140.8
668.8							
634.1							
484.1							
348.3							
202.1							
126.3							
54.7							
1.9							
0.1							
0.1							
0.5							
1.5							
5.0							
8.8							
11.8							
14.7							
17.8							

(END OF F

Cooper Lighting Solutions Photometric Lab
1121 Highway 74 South
Peachtree City, GA 30269

Scaled Data Report



(REPORT)